




130 Bomar Ct. Ste 206 • Longwood, FL 32750  
Ph 800-451-7446 • Fax 800-477-6773  
www.InnovativeSigns.com

*For classic style,  
radiance and  
permanence,  
look no further  
than cast metal  
plaques.*

# Cast Metal Plaques








*We want to thank you for the beautiful new sign your company has created for us! Not only did you work in creating the piece just as we wanted it, but you gave us great comfort in your ability to perform great work while we were a long distance away.*

*Thank you again to your entire staff for the fine craftsmanship and hard work on our behalf!*

Douglas H. Roehm, LIC, President  
Strategic Benefit Services  
Rochester, Michigan




© 2014 Innovative Signs, Inc., All Rights Reserved

**MONEY BACK  
100%  
GUARANTEE**

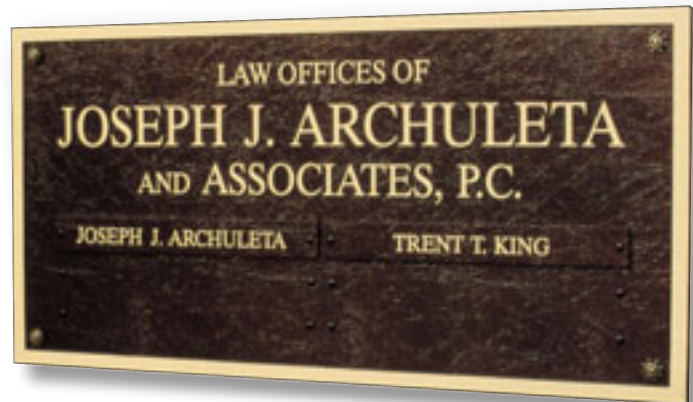

PLAQUE	SIZE - w x h	MATERIAL & FINISH	BACKGROUND FINISH	BORDER STYLE	ADDITIONAL INFORMATION
1630 MEADOWLARK ROAD	18" x 10"	Natural Satin Bronze	Color: Navy Blue Texture: Leatherette	Single Line	This plaque features a custom oval shape and marks a property entrance. It is mounted with concealed studs.
NARTHEX RENOVATION WILLIAM HOYLE LEE	16" x 20"	Natural Satin Bronze	Color: Dark Antique Texture: Leatherette	Single Line Bevel	This memorial plaque includes a hand-sculpted, bas relief portrait. The mounting hardware includes decorative rosettes.
LEON KUCHEROVSKY ATTORNEY AT LAW	15" x 11"	Natural Satin Aluminum	Color: Black Texture: Leatherette	Single Line Bevel	This identification plaque includes both raised and recessed areas, a custom graphic, and concealed stud mounting
MATTHEWS & STEEL TRIAL LAWYERS	20" x 10"	Natural Satin Bronze	Color: Black Texture: Leatherette	Single Line	This popular custom shape is called "round top flat shoulder". Almost any shape can be cast, at a slight additional cost.
CITY OF... (CLOSE UP PHOTO)	"SIDE" is 3/4" tall	Natural High Polish Bronze	Color: Black Texture: Leatherette	-	This close up of a bronze plaque gives a good view of a highly polished finish. Typically, the raised areas on a cast plaque are about 1/8" thick.

**QUESTIONS?**  
 **800-451-7446**  
 fax 800-477-6773  
[www.InnovativeSigns.com](http://www.InnovativeSigns.com)



*I cannot tell you how pleased I was with the plaque. It looked so sharp and the honoree was very impressed! Everyone admired it and said "I" did a good job! Thanks for making me look good!*

Susan Clayton  
Marketing and Community Relations  
Polk Works  
Bartow, Florida



Need a desk nameplate?  
Check out our Nameplate brochure

MONEY BACK  
**100%**  
GUARANTEE

PLAQUE	SIZE - w x h	MATERIAL FINISH	BACKGROUND FINISH	BORDER STYLE	ADDITIONAL INFORMATION
JOSEF BLATT	12" x 18"	Natural Satin Bronze	Color: Black Texture: Leatherette	Single Line Bevel	This memorial plaque shows a unique way to show a portrait in flat relief. Boosting the contrast of a photograph created the silhouette like appearance.
SRS CAPITAL	18" x 10"	Natural Satin Aluminum	Color: Black Texture: Leatherette	Plain Edge	A great choice for a contemporary look with the recessed logo and silver color of the satin aluminum.
TEFFT HILL	24" x 30"	Natural Satin Bronze	Color: Brown & Green Texture: Sculpted	Double Line	The combination of raised letters, recessed logo, multiple background colors, and a sculpted texture, gives this plaque its unique and distinctive appearance.
GENTLEMEN'S PRIVATE RETREAT	12" x 10"	Natural Satin Bronze	Color: Dark Antique Texture: Travertine	Single Line	Custom shape, travertine texture, and color are design elements that were inspired by the customers request for a sign that looks like "The Great Northwest."
JOSEPH J. ARCHULETA AND ASSOCIATES, P.C.	36" x 18"	Natural Satin Bronze	Color: Dark Brown Texture: Leatherette	Single Line	Interchangeable nameplates are a good solution for a dynamic, growing business or for any situation where your inscription is subject to change.

QUESTIONS?  
800-451-7446  
fax 800-477-6773  
www.InnovativeSigns.com

