



SPECIFICATIONS OVERVIEW

Cast Metal

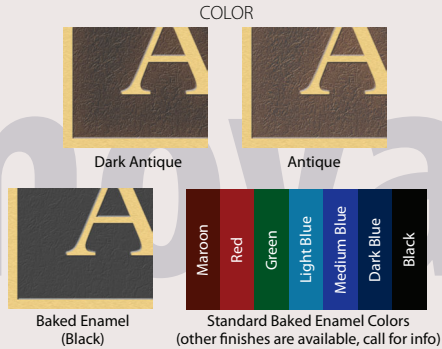
Materials / Raised Finishes



Cast Metal Background Textures




Background Finish / Color




Engraved Metal


Materials / Raised Finishes



Engraved Metal Backgrounds



Background Finish



Etched Metal

Materials / Raised Finishes

Material	Satin Finish	#8 Mirror Polish
Natural Zinc		N/A
Bronzestone Zinc		N/A
Brasstone Zinc		N/A
Coppertone Zinc		N/A
Bronze		
Brass		
Aluminum		
Stainless Steel		
Copper		

Etched Metal Background Textures




Background Finish / Color




DuraBronze


Materials / Raised Finishes



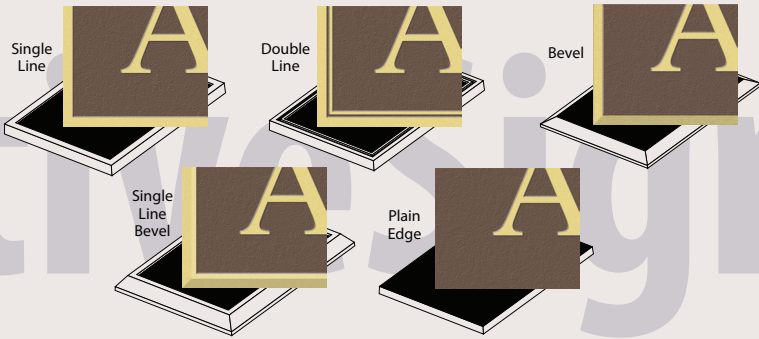
DuraBronze™ Background Texture



Background Finish / Color



Cast Metal Border Styles



Cast Metal Mounting Hardware

CONCEALED STUDS

Good for any solid surface - no hardware visible on the face of the plaque

EXPANSION SLEEVES

Good for stone, concrete or other masonry surfaces - mounting screws through the face of the plaque into standard lead or plastic masonry anchors


WOOD SCREWS

Good for wood surfaces - mounting screws through the face of the plaque into the mounting surface

TOGGLE BOLTS

Good for hollow wall surfaces with heavy plaques - toggle bolts through the face of the plaque into alligator toggles inserted into the wall

Engraved Metal Border Styles



Engraved Metal Mounting Hardware

CONCEALED STUDS

Good for any solid surface - no hardware visible on the face of the plaque

EXPANSION SLEEVES

Good for stone, concrete or other masonry surfaces - mounting screws through the face of the plaque into standard lead or plastic masonry anchors


WOOD SCREWS

Good for wood surfaces - mounting screws through the face of the plaque into the mounting surface

TOGGLE BOLTS

Good for hollow wall surfaces with heavy plaques - toggle bolts through the face of the plaque into alligator toggles inserted into the wall

Etched Metal Border Styles



Etched Metal Mounting Hardware

CONCEALED STUDS

Good for any solid surface - no hardware visible on the face of the plaque

EXPANSION SLEEVES

Good for stone, concrete or other masonry surfaces - mounting screws through the face of the plaque into standard lead or plastic masonry anchors


WOOD SCREWS

Good for wood surfaces - mounting screws through the face of the plaque into the mounting surface

EZ-ANCHORS®

Good for sheetrock wall surfaces with lightweight plaques - EZ Anchor® is driven into wall with mounting screw through the face of the plaque

DuraBronze™ Metal Border Styles



DuraBronze™ Metal Mounting Hardware

EXPANSION SLEEVES

Good for stone, concrete or other masonry surfaces - mounting screws through the face of the plaque into standard lead or plastic masonry anchors

WOOD SCREWS

Good for wood surfaces - mounting screws through the face of the plaque into the mounting surface

EZ-ANCHORS®

Good for sheetrock wall surfaces with lightweight plaques - EZ Anchor® is driven into wall with mounting screw through the face of the plaque